

Technical data sheet
(Jan. 2018)

GT 10 RD XP

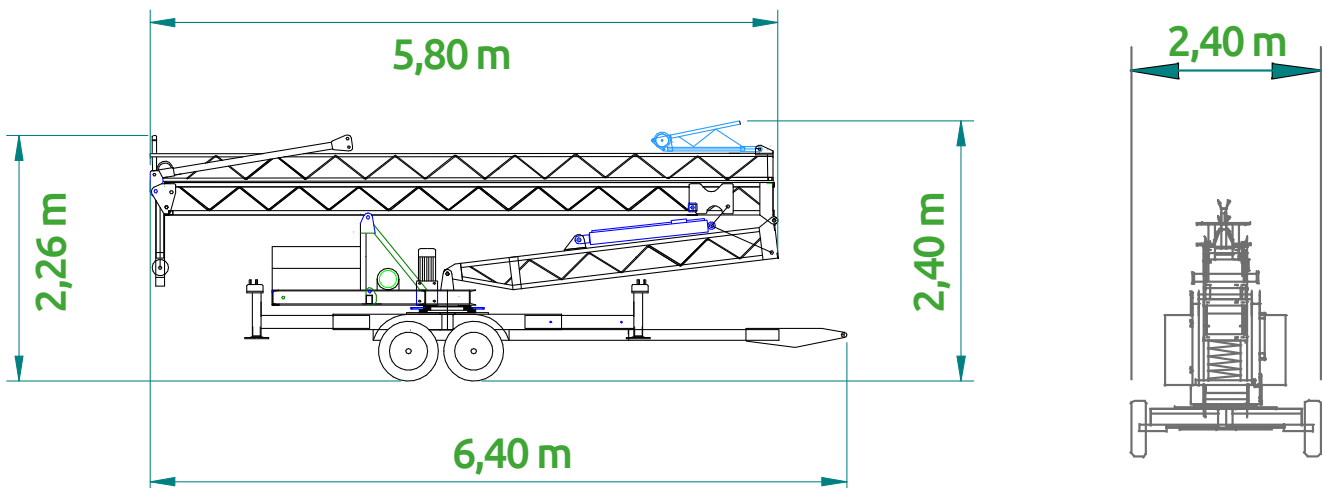
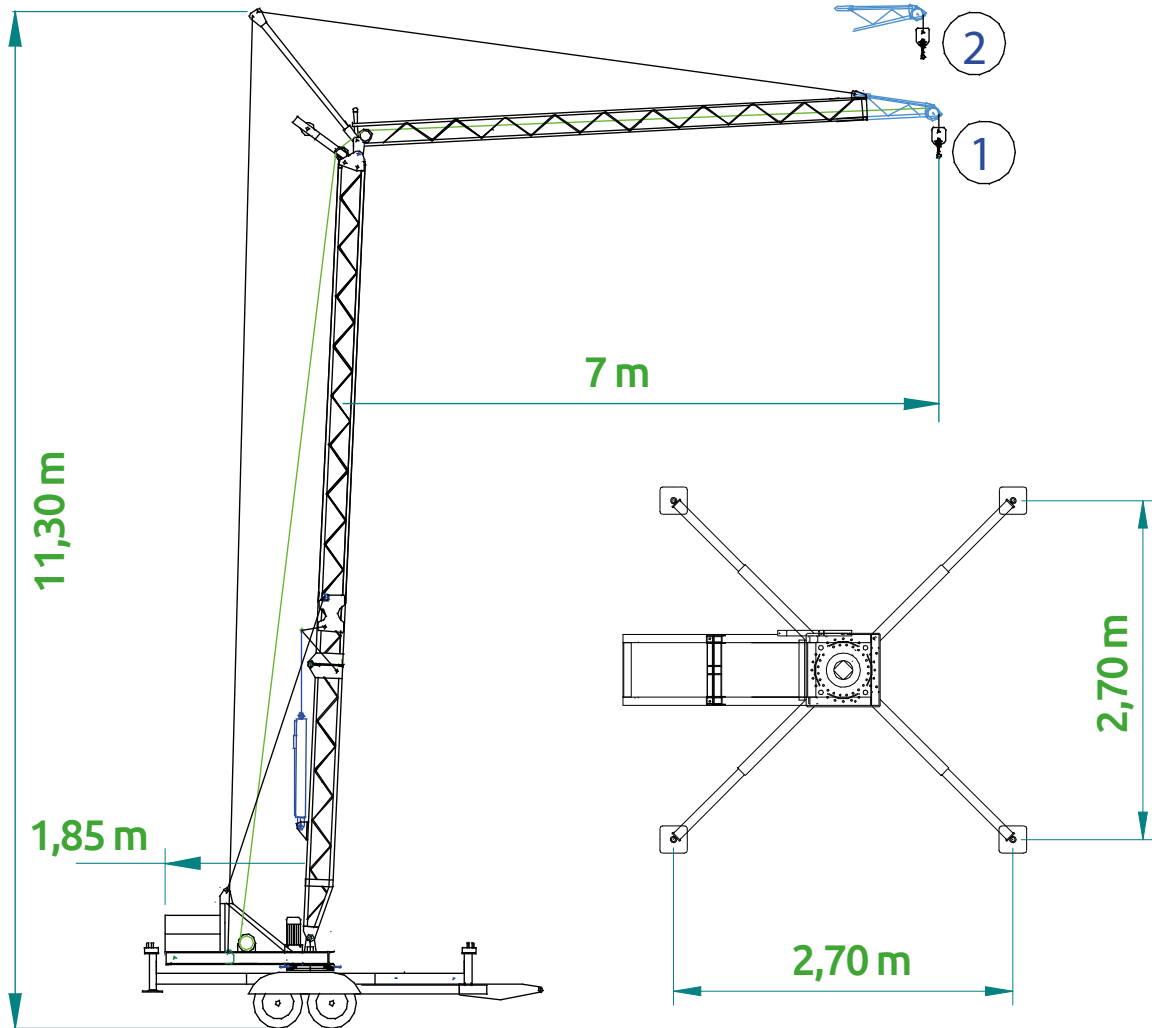
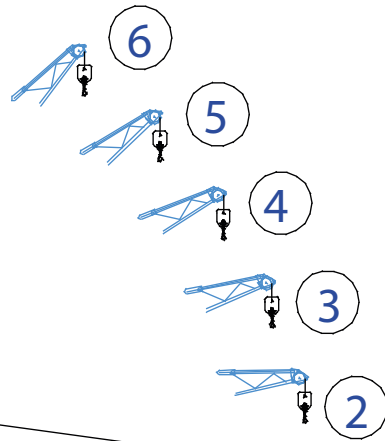
Permanent weights

MiDi

C R A N E S



FAST SELF-ERECTING CRANE MIDI GT 10 RD XP





ENGINES (220 V)

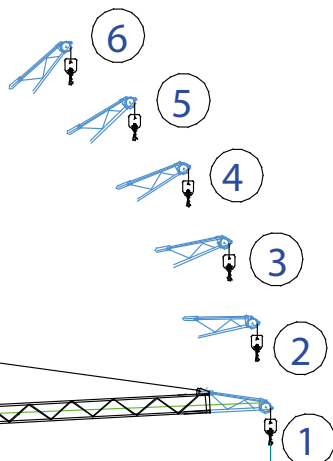
Elevation	2,0 HP
Rotation	0,5 HP
Hydraulic	1,0 HP

MAIN CHARACTERISTICS

Electrical voltage - single-phased	230 V
Required power	2000 W
Counterweights	800 Kg
Weight without counterweights	1650 Kg
Distance between levelling stabilizers	2,70 m
Turning radius	1,85 m
Electrical cabinet with stop buttons	
Frequency converter for rotation and elevation	
2 lifting speeds	6 mpm - 16 mpm
Hydraulic mounting for boom and tower	
Hydraulic tilting of the boom	

LOAD DIAGRAM

POSITION	1	2	3	4	5	6
Radius (m)	7	6,80	6,50	5,90	5,20	4,40
Height (m)	9,70	10,80	11,80	12,80	13,70	14,40
Load (Kg)	300	310	325	360	400	400



MiDi

C R A N E S

l i f t i n g e a s y



Z.I N° 3 - 58 route de l'Isle d'Espagnac - B.P. 90553 - 16160 GOND-PONTOUVRE - Tél : 05 45 68 24 33 - Fax : 05 45 69 01 13

Société par actions simplifiée au capital de 150 000 € - R.C.S. ANGOULÊME B 306 216 235 - C.C.P. 2989 32 V BORDEAUX

Z.A Saltgourde - 24430 MARSAC S/ISLE - Tél : 05 53 04 87 22 - Fax : 05 53 04 79 32
Av. Louis Lumière - Z.I. Périgny 17180 PÉRIGNY - Tél : 05 46 44 48 93 - Fax : 05 46 44 13 24
8A, rue Georges Claude - Z.A. - 17640 VAUX S/MER - Tél : 05 46 23 95 25 - Fax : 05 46 23 96 11
122, cours Paul Doumer - 17100 SAINTES - Tél : 05 46 95 06 60 - Fax : 05 46 74 39 11

www.mazeau.fr

